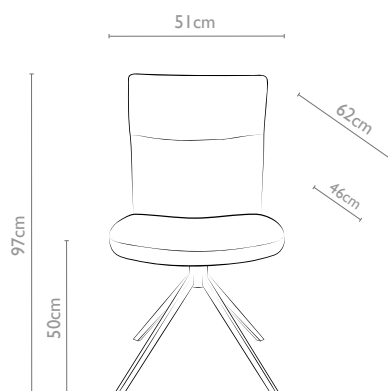


MONROE 6606




Features

PU formed foam: Seating 60kg/m³ Back 60kg/m³




High
Resistance
Foam



Metal
Feet



Metal inner
Frame



360 Degree
Auto Return



S-spring
Seat



Adjustable
Backrest

Net weight: 10.9kg

Disclaimer: This product has a maximum load capacity of 120 kg.
All dimensions are approximate and subject to change.

